



Seattle Wings Chapter WA-A



Periodic News Letter
Feburary 2023
www.gwta-waa.com

Chapter Director



Something from the Road !



I rode up to our sister Chapter C in Everett on the 11th and had a good ride afterwards with Walt. He introduced me to the 'old pipeline road' which is a 'back way' from Lake Roesiger/Woods Creek to Sultan that comes out near the Ben Howard Road. There are enough 'long way home' really great rides from Everett that I think visiting Chapter C will be a regular event. I need suggestions as to the meeting place. The McDonalds in Kent doesn't open up the seating area and more importantly the restrooms until 7 AM.

On the 25 th we have our own Chapter meeting at the Golden Steer @ 9:00am.

In the eventing of the 25th of February some of the former members of Chapter I in concert with the Olympia VFW are going to have a Casino Night at the Olympia VFW hall. Doors open at 3:30.

On March 11th , weather permitting we will be visiting Chapter 'C' in Everett with a 'long way home' ride afterwards.

On March 14th we will be having a social at Jacks BBQ in Algona at 6 PM. Drop Claudia a note if you plan to attend, it's always better to give the restaurant a heads up as to head count.

April 29 th will be our first of the year world famous '5 Aces Ice Cream Ride' Spring Fling/Blue Mountain Redezvous is back on May 26-29th . We are all invited regardless of 'national' affiliation.

I've got my initial planning done for Claudia and I's Alaska trip.

22 days not counting weather delays, all that is really left to do is decide the departure date. I'm thinking after the 4th of July.

Ride safe and hope to see you all at our next meeting!!!!

Harry Rossignol

CD GWTA-WA



Don't forget! This **Saturday Feburary 25th** is our **Chapter "A"** monthly meeting at the Golden Steer Restaurant. Breakfast starting at **9:00am** with meeting following at **10:00**. New winter hours (October – March).....**Usually a ride after**.....

Hope to see you there!



23826 104th Ave SE, Kent, WA 98031.

(Have you checked out the **Chapter "A" Website lately?** Our Webmaster works on it almost daily, Check it out). gwta-waa.com
Come on out and join in!

-----Don't miss the fun-----

Harry Rossignol
Chapter "A" Director
harrywr2@comcast.net

Asst. Chapter Directors



Looking through the Windshield

The Long Wait

As of writing this, I was hoping to be giving you some exciting news. To my dismay there is still nothing to report. My long wait continues. What am I waiting for? I have owned two Gold Wings, both of which were used with plenty of miles. I have enjoyed both of them and spent many hours and \$\$\$ making them my own creation. My current 2003 has 123,000 miles and still has lots of life left in it. I think it is a fantastic bike and I do not want to give it up just yet. My left hand sometimes hurts from squeezing the clutch lever. I have longed for the new DCT technology on the new Gold Wings. Not shifting is a huge advantage in my book. Some enjoy the shifting as part of the riding experience. I am good without it.

When I first started my on-road motorcycle riding days, I started with a 500cc Scooter with automatic CVT gearing. It was a hoot and I loved riding it due to the simple twist and go experience. When the 2018 DCT Gold Wing was introduced, I was sold and wanted one. I have test ridden two of them and was able to ride Dennis's 2019 DCT to Goldbar on a chapter ride. I have been waiting for a long time to have one of my own.

On Jan 3rd of this year, I placed my order and deposit on a 2023 Black on Black DCT. Lifestyles Honda in Mt Vernon was the only dealership I could find that had one coming in. Gone are the days of walking into a dealership and seeing a lineup of bikes in different colors and configurations, picking one out, buying it and driving away on the same day. Market forces, supply chain issues, demand for the new wing have made it hard to even find one. Going on 7 weeks now of painful waiting, I still do not have a date when they will even have it to assemble and close the deal with me. Not wanting to leave well enough alone, I already have a slew of custom items that will be put on the bike. Lifestyles will install several things for me before I even see it. I will be able to roll out the door and ride home with a one of a kind Wing.

I was hoping to have it to ride to the Casino Night coming up on the 25th. Not looking like it will happen. Almost like a dream now that I am not sure when it will actually happen. I have never had to wait this long for something I wanted. Starting from when I first saw one, it has been over 5 years. My long wait will end at some point. I expect to spend many years ahead enjoying this new fantastic bike. The long wait will seem like nothing at that point, so it is worth it.


Jeff & Cindy Duffield
Assistant Directors - ACD
Jeffmd2@comcast.net

Chapter Treasurer – February 2023



From the treasurer

All Quiet in the Treasury this Month



Charlie Butters /Treasure



Washington's most active Chapters in GWTA

Last month I talked about how Chapter WA-A and WA-C are the most active chapters in GWTA in Washington State. It appears that a former GWRRA, chapter WA-I, is coming to life for a Casino Night this month. It has been a couple of years since they put one on and it is a welcome addition to our activities.

They are sponsoring it to benefit the Olympia VFW and to provide some FUN for our local chapters. It is always a really fun event and an event not to be missed. It is happening on Feb 25th, the same day as our gathering. The doors open at 3:00 pm. A flyer is available at the end of this newsletter.

And not to be outdone, former GWRRA Chapter WA-R in Walla-Walla is hosting their Blue Mountain Rendezvous in May of this year.

Last year Jeff and Cindy were at the Rendezvous with their toy hauler as were I with my Roll-A-Home pop up camper. We had a pretty good time. Last year it was in June and we were blessed with rain for much of the event. Perhaps that is why they have it scheduled during the end of May this year, hoping for less rain.

A few days ago I got a message from a member that was asking about doing a valve clearance check on his 2018 GL1800. I personally have not done a valve clearance check on the newer GL1800's but I have done a couple of the earlier GL1800's. As long as you have the Honda Service manual and follow the instructions in the book you will be just fine. It does call for a couple of special tools but they can be locally fabricated quite easily. The only real thing to pay attention to is that the engine needs to be stone cold for the valve clearance check. That means that the bike needs to set overnight prior to the check. So, if you have a dealership do it for you, you will need to leave it at the shop the day prior to the service.



Mike Briese WA-A Web Master
briese@earthlink.net

Editor - February 2023



Notes from the Editor

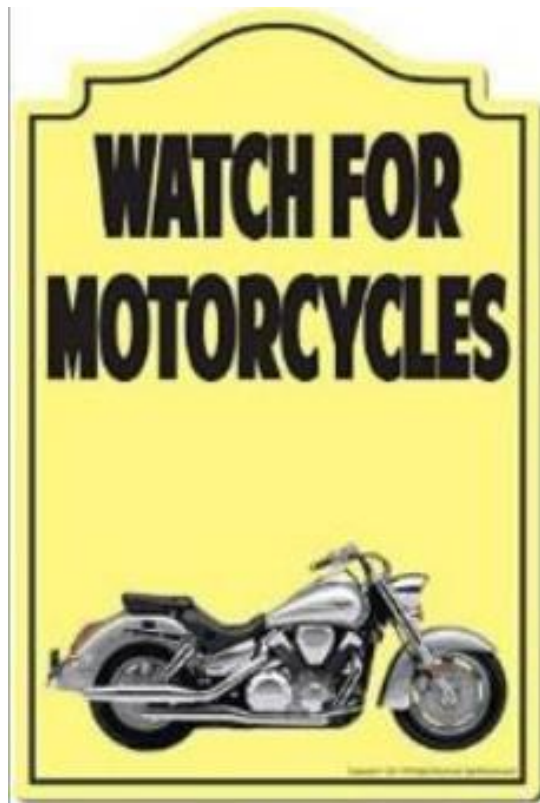
Our January Meeting was down a little with 15 members and guests attending, but very active with much conversation about upcoming rides, and events for 2023.



*Take the time to attend other Chapter meetings and functions! You won't regret it.....**Don't miss the Fun.***

Don Hatley
Editor
dhatwaa@comcast.net


Motorcycle Awareness.



Note: *With the arrival of the Winter Season comes more wind, Rain, Snow, wet leaves and tar snakes on the road! “ Ride Safe”*

Motorcycle Awareness February 2023

Chapter Sunshine / Greeters



February Birthdays

27th Meredith McInain

March Birthdays

2nd Patty Johnson
2nd Don Hatley
20th Joanne Beard
26th Joe Ennaro



February Anniversaries

1st Ron & Dianna Hemmi
19th Dennis & Sharon Murphy

March Anniversaries

9th Dick & Giseal Jones
16th Micheal & Jocelyn
29th Bill & Terri Holt

Mike & Jocelyn Piechowiak
Sunshine / Greeters

WA"A" Activities



5 Aces Ride

Upcoming events

February 25th **Casino Night** VFW 318 (Hosted by Ron Wolf)

2902 Martin Way E. Olympia, WA 98506 Doors Open at 3:30 PM

March 14th **Chapter "A" Social** (6:00pm **"JACK'S BBQ"** 35731 W. Valley Hwy S
Algona, 98001).

April 29th – 5 Aces Ride

May 26th – 29th Blue Mountain Rendezvous Milton-Freewater, Ore.

July 15th & 16th Seattle to Portland Bicycle Ride (escort event)

July 17th – 20th GWTA Goldrush XXXV in Onalaska, Wisconsin

WA"A" Activities the 5 Aces Ride

Hello All GWTA members and Chapters

At Chapter **"A"** We've noticed that there are some lonely Saturdays out there. Outcasts, if you will. Four months each year have an additional 5th Saturday with no chapter meetings or scheduled events. No guidance, and more importantly, **"No Ice Cream"**. Well here at Chapter **"A"** we want to do something about it! Come ride with us, on these 5th Saturdays of the month and **we will buy you a cone**. The destinations are going to be forthcoming. We are not really sure. Did I mention that there will be ice cream and riding involved. More to follow!

Harry Rossignol, Chapter "A" Director

Flyers for the above events can be found on the Chapter "A" website.

gwta-waa.com



Motorcycles and / or Parts Buy / Sale

Adds will be listed for three (3) months or until sold!

GWRRA Members Adds Free!

WANTED / To Buy

For Sale



Brand New GL1800 Wheel. Non-Coated.
Never had a tire on it or been mounted to
a final drive. **\$125.00**



Powder Coated GL1800 Wheel.
\$150.00

Email Mike Briese @ briese@earthlink.net



Goldwing Preventative Maintenance – By Dennis Murphy


Greetings from the great white north. Well, as far north as I'm going to go. LOL

First off, I'd like to thank Don for letting me use his well equipped shop for letting me use it to change the air filter there. Secondly, I'd like to thank Jeff Duffield for helping me with said project.

When I bought this bike, 2019 Gold Wing DCT, I knew that the maintenance was going to be a little different than every other one that I have owned. Every one of these bikes have a different learning curve. They aren't necessarily hard to work on, just time consuming. So Jeff and I proceeded to tear into the bike about 10:30am.



Everything has to come off in a certain order. If you don't do it in order, you can't get the next piece off. The side covers have to come off to get to the seat bolts. Then the seat, mirrors, inside panels of the fairing, switch console in center of bike. sides of fairing, and the the cowling covering the center of the bike. At this time, the only thing left is the glove box. But still, more stuff to take off. There are four bolts that hold the glove box on. The cpu on the left side and several wire connectors need to com off to get the glove box out of the way. When that is removed, you can finally get to the screws that hold the air box lid secured. These are captured screws so that when loosened, they stay with the cover. Can't lose them that way!



I have 30,000 miles on the bike and I really have been dreading doing it. It really needed to be done. It was very dirty. But I didn't notice anything as far as the actual running of the bike or mileage. Everything was just normal. Jeff did some electrical work for me and we added a switch pod on the right brake reservoir while everything was apart.



Total time was about six hours. We worked on it steady but were really trying to be organized too. Some of the things that I didn't get to were adding lights to the inside of the saddle bags and putting in a panel port for my Gerbing heated gear. That will come later.

Dennis Murphy

Motorcycle Safety



Always perform a visual safety check before starting your Ride.

Perform a T-Clock

Motorcycle Safety Checklist

T-CLOCK stands for:

- * Tires & wheel
- * Controls
- * Lights & electrics
- * Oil & fluids
- * Chassis
- * Kickstand

Tires & Wheels

Before hitting the road on your bike, be sure to check that your tire pressure is within safe parameters along with the condition of your tire's tread. You should also look for unusual holes, cuts, or punctures from sharp, foreign objects.

Inspect your wheels to see if your spokes are firm and intact, your rims are in proper position, the condition of the bearing seals are okay, and the ability for the wheel to spin freely.

Controls

Inspect your levers regarding the condition of your pivot bolt, if pivots are properly lubricated, and whether the action and position are correct. Check cables to determine that their ends and shafts are properly lubricated, signs of fraying, and no kinks or binding when turning your handlebars. Inspect your bike's hoses for any leaks and damage and make sure they connect to the proper terminals. Last but not least, check your throttle to ensure that it isn't too loose and that it freely snaps closed when released.

Lights & Electrical

Check to see if your brake and taillights are functioning properly. Switch on your headlights to see if they are angled correctly and their brightness level to determine whether they need replacement. Inspect your battery for adequate charge and to ensure that it is secured tightly. Check for any loose, frayed, pinched or corroded electrical wiring from the battery.

Oils & Fluids

Check fluid levels for your fuel, oil, brakes, transmission, coolant, and final drive. Make sure there aren't any fluid or oil leaks. Furthermore, you should inspect the color of your fluids to make sure there isn't any grime, carbonation, or contaminants that could interfere with the safe operation of your bike's essential systems.

Chassis

Inspect your bike's chassis for signs of wear and tear – and possibly cracks in your chassis – such as peeling or lifting in the paint along with damaged, loose, or missing fasteners, clips, and pins. You should also check your bike's chain or belt for proper tension and lubrication. Examine your bike's suspension system for smooth motion and proper adjustment.

You should also check the bearings for your bike's steering head and swingarm: While the front wheel is off the floor, pull and push the lower fork legs to see if they are loose. Do the same thing for the rear wheel while it is off the ground.

Kickstand

Inspect your motorcycle's kickstand to see if it retracts properly. Examine it for warping or other damage. If your sidestand or centerstand is loose when retracted, check the cut-out switch and springs for damage or wear.

5 Tips For Motorcycle Riders

1. **Be visible.** Wear bright-colored clothing and protective gear, especially if you're driving at night.
2. **Always gear up for every ride.** [Some states \(like Illinois\) don't require you to wear a helmet while riding your bike](#), but it's highly recommended. Well-fitted helmets save biker lives.
3. **When in doubt, drive offensively.** Err on the side of caution and assume that most drivers don't see you. Be prepared to brake or change lanes if needed. Of course, there's only so much you can do, but it's best to anticipate other drivers' movements when possible.
4. **Inspect your bike before every ride.** Make sure everything's in working order before hitting the road. Don't skip this step if you're traveling cross-country.
5. **Pay attention to your surroundings.** Be aware of any changes in the road, particularly if you're unfamiliar with the area.

Ride Safe &

“Don't miss the Fun”



Chapter WA "A" Officers and Staff

Harry Rossignol – Chapter Director (CD)

Jeff & Cindy Duffield – Assistant Chapter Director (ACD)

Charlie Butters – Treasurer

Mike Briese – Webmaster

Don Hatley – Newsletter Editor

Phone Tree – Bill Holt

Open – Face Book Coordinator

Jocelyn Piechowiak – Greeters, and Sunshine Person

The Chapter has several positions open and is looking for members with great ideas to fill them!

-Open – Face Book Coordinator

-Open – Ride Coordinator

-Open – Newsletter Editor

-Open – Activity Coordinator (Monthly Activities)

-Open – Technical Coordinator (Goldwing Maintenance Information)

-Open – Chapter Historian

-Open – Ways & Means Coordinator – Conducts 50/50 drawings, door prize etc.

----- *So step forward, “volunteer” to have more fun and have your ideas enjoyed by everyone! -----*

WASHINGTON CHAPTER GATHERINGS

Chapter	City /Mascot	Chapter Director	Meeting Date/ Time	Location
WA-A (GWTA)	Seattle Apes	Harry Rossignol Phone: (425)351-9481 ACD: Jeff Duffield	4th Saturday Breakfast @ 9:00 AM Gathering @ 10:00 AM Winter Hours (O-M)	Golden Steer Restaurant 23826 104th Ave SE Kent, WA 98031
WA-L (Independent)	Kennewick Looney Tunes	Gary Dumas Phone: (509) 551-6133 ACD: Tom Denny (509) 582-8779	2nd Saturday Breakfast @ 8:00 AM Gathering @ 9:00 AM	Sterling's Restaurant 2500 Queens gate Drive Richland, WA 99352
WA-N (Independent)	Spokane Wing Nuts	Don & Hope Sundahl Phone: (509)993-5501	3rd Saturday Breakfast @ 8:00 AM Gathering @ 8:30 AM	Golden Corral Buffet 7717 N Division St Spokane, WA 99208
WA-R (Independent)	Walla Walla Road Runner	Pat & Von Webb Phone (509)522-2320 ACD:	1st Saturday Breakfast @ 9:00AM Gathering @ 10:00 AM (Winter Hours)	Clarette's Restaurant 15 S Touchet St. Walla Walla, WA 99362
GWTA				
WA-B	Stilly Valley Wings Arlington	Joseph & Jonney Finley Phone: (360)202-1862 ACD: Rob Lebar (425)315-5605	3 rd Saturday Breakfast @ 8:30 AM Meeting @ 9:30 AM	Denny's Restaurant 2202 State Route 530 NE Arlington, WA 98223
WA-C	Evergreen Wings	Howie Dickerson (206)571-3273 ACD: Mike Zmiarovich	2 nd Saturday Breakfast @ 08:00AM Meeting @ 09:00AM	Evergreen Lanes 5111 Claremont Way Everett, WA 98203
WA-F	Fun & Friendship Riders	Gary & Vonda Brest (206)852-2625 ACD: Lisa Alberts (253) 350-4594	2 nd Staurday Breakfast @ 8:00AM Meeting @ 9:00AM	(Currently Inactive)
WA-G	Lilac City Riders	Terry & Peggy Burus (509)922-2454 ACD: Trish Stevens (509)714-7848	1 st Saturday Breakfast @ 8:00AM Meeting @ 8:30AM	Golden Corral 7117 North Division Spokane, WA 99208
WA-I	Island Wings	Garry & Connie Mollerstuen (360)929-2483 ACD: Kevin & Veronica Lowe (360) 632-8811	3 rd Sunday Breakfast @ 9:00AM Meeting Following	(Currently Inactive)
WA-Q	The Q Crew	Mike & Marion Freels (360)273-4884 ACD: Steve Henson (360)748-3242	1 st Saturday Breakfast @ 8:30AM Meeting @ 9:00AM	(Currently Inactive)
WA-U	Okanogan Valley Wings	Teri Mitschelen (509)429-1751 ACD: Mel Caylor (509)322-2546	3 rd Saturday Breakfast @ 8:00AM Meeting @ 9:00AM	Cariboo Inn Restaurant 233 Queen St. Okanogan, WA. 98840

Harry Rossignol

WA-A Chapter Director

harrywr2@comcast.net

